

# Emergency Verification Application (EVA)

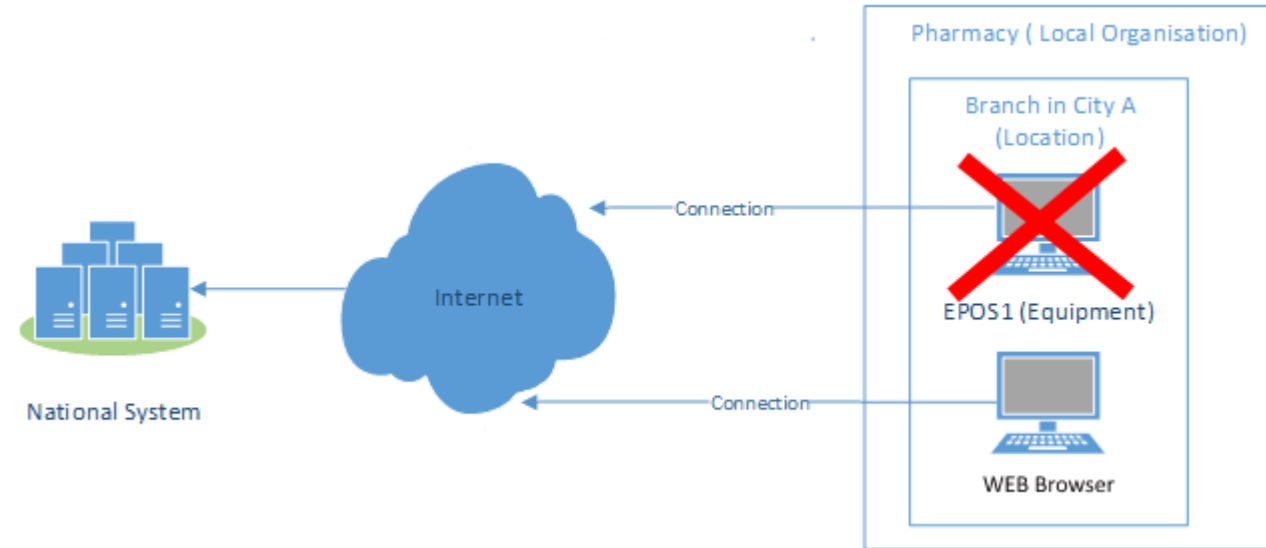
# What is the EVA and how is it used

- The Emergency Verification Application (EVA) is a web based tool which can be accessed from any computer that has an attached keyboard, a supported web browser and internet connectivity.
- The EVA is accessed via a web URL that is unique to each market.
- The EVA can be used to verify the authenticity of drug packs at the point of dispense. It does this without the use of a scanner and relies on the user to manually enter pack information via a computer keyboard. The EVA can also implement pack state change.
- This method of drug pack verification is intended for use when EPOS equipment is unavailable at a pharmacy or wholesaler. The new portal provides for business continuity in the event that a Client System fails.
- The EVA still requires an internet connection to function as it resides on a web server within the National System and uses your chosen browser as a client.
- Individuals wishing to use the EVA must already have approved user accounts with their National System, as set up via the NMVS Administration Portal. Users must have successfully completed the registration process.
- Options presented with the EVA will depend on the type of user; pharmacy users and wholesale users are presented with a different set of program options.

**Pharmacists** can access the following permissions: *Packs/MarkAsDestroyed*, *Packs/MarkAsSample* and *Packs/MarkAsSupply*

**wholesalers** (Stockchecker) can access the following permissions: *Packs/MarkAsDestroyed*, *Packs/MarkAsSample*, *Packs/MarkAsSupply*, *Packs/MarkAsFreeSample*, *Packs/MarkAsLocked*, *Packs/MarkAsExported* and *Packs/MarkAsStolen*

- **Note;** pack reactivation via the EVA is not permitted.



## EVA Client Requirements

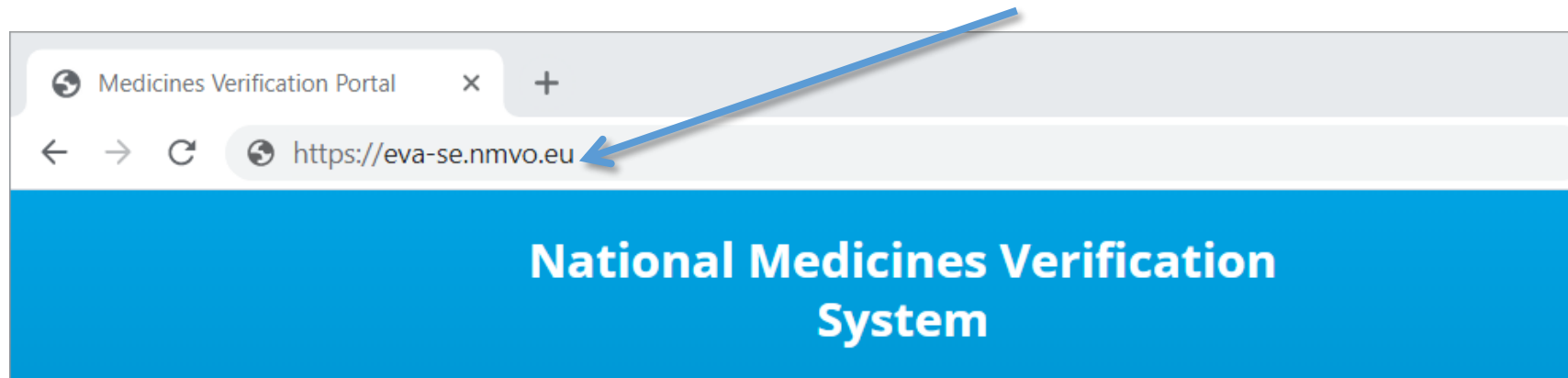
- **Hardware:** Keyboard and mouse input devices. Colour display minimum resolution 1280x600.
- **Operating System (OS):** Any OS in current support by Microsoft.
- **Browser:** Any browser in current support by Microsoft, Google or Mozilla. JavaScript required.
- **Network:** Unrestricted TCP network port access.
- **Internet Connectivity:** Yes.

# EVA – Portal URL

**EVA is accessed via the following URL:**

**Sweden:** <https://eva-se.nmvo.eu>

**To access your chosen EVA, open a supported web browser and enter the URL into the address field, then select 'Enter' on the keyboard.**



# EVA – Login to the Portal

**National Medicines Verification System**

Authorised Users Only

User Name  
pharmacysuperuser@example.com

Password  
●●●●●●●●

Sign In

If you have forgotten your User Name, please contact a User Administrator in your Organisation.

If you have forgotten your password, please use the following link and carefully follow the instructions: [Password Reset](#)

1. Enter an approved user name and password in the login screen (the user name is the email address).
2. Click 'Sign In'.
3. Select your current physical location from the drop-down list. This list is created from location details supplied via the Administration Portal. A user must be associated with a location since any packs that they decommission must have the location of decommissioning associated with them
4. Click 'Sign In' again.

**National Medicines Verification System**

Authorised Users Only

User Name  
pharmacysuperuser@example.com

Password  
●●●●●●●●

Location  
Test Location 1

Sign In

If you have forgotten your User Name, please contact a User Administrator in your Organisation.

If you have forgotten your password, please use the following link and carefully follow the instructions: [Password Reset](#)

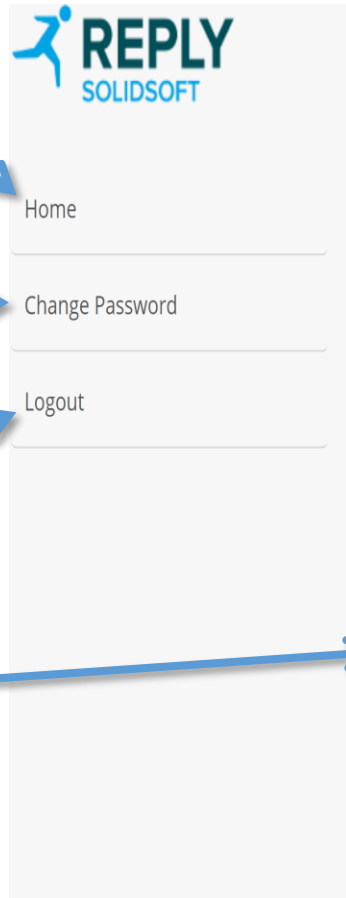
# EVA Home Screen

The 'HomeScreen' is presented after login. Return to this screen at any time by selecting the 'Home' menu option.

The 'Change Password' menu option is used to change the password of any Active user.

The 'Logout' menu option is used to exit the EVA.

The 'Pack Details' section is where drug details are entered via keyboard. Details must be entered as they appear on the pack.



Home

## Emergency Verification Application

### Insert pack details

\* Product Code Scheme

GTIN

\* Product Code

\* Serial Number

\* Batch Number

Batch Expiry Date

Day

Month

Year

Next

Select 'GTIN' or 'PPN' from the drop down list.

Pack information.

Select 'Next' once all pack information has been entered.

# EVA Pack Operations – Pharmacy – Verify Success

Pack details entered via the 'HomeScreen' are displayed again on the 'Pack Details Screen'.

1. Select the 'Verify' option to verify the pack details. Pack information is verified against the National System.

The verify operation has been executed successfully.

**Insert pack details**

Product Code Scheme: PPN

Product Code: 012119245453

Serial Number: 112233445566102703

Batch Number: DBOPS21194454

**Result**

OperationCode	11110200
Information	The pack has been supplied.
State	Supplied

Pack Operations

Verify

Destroyed

Sample

Supplied

2. Verification results are displayed above the 'Verify' option and at the top of the screen.

3. Following successful verification, the pack may be marked as 'Destroyed', 'Supplied' or 'Sample' via option buttons.



# EVA Pack Operation – Pharmacy – Verify Failure

Pack details entered via the 'HomeScreen' are displayed again on the 'Pack Details Screen'.

1. Select the 'Verify' option to verify the pack details. Pack information is verified against the National System.

The verify operation has failed

### Insert pack details

**Product Code Scheme** PPN

**Product Code** 012119245453

**Serial Number** 112233445566102703

**Batch Number** DBOPS21194453

### Result

**OperationCode** 41020003

**Warning** The batch identifier mismatches the recorded batch identifier. An alert has been raised.

**AlertId** XX-OVD-JXB-AUZ-4PJ

**Pack Operations**

Verify

Destroyed Sample Supplied

2. Verification results are displayed above the 'Verify' option and at the top of the screen.

# EVA Pack Operation – Wholesaler– Verify Success

Pack details entered via the 'HomeScreen' are displayed again on the 'Pack Details Screen'.

1. Select the 'Verify' option to verify the pack details. Pack information is verified against the National System.

The verify operation has been executed successfully. ✕

**Insert pack details**

Product Code Scheme: PPN

Product Code: 012119245453

Serial Number: 112233445566102703

Batch Number: DBOPS21194454

**Result**

OperationCode	11110200
Information	The pack has been supplied.
State	Supplied

**Pack Operations**

Verify

Destroyed    Exported    Free Sample

Locked    Sample    Stolen

Supplied

2. Verification results are displayed above the 'Verify' option and at the top of the screen.

3. Following successful verification, the pack may be marked as 'Destroyed', 'Exported', 'Free Sample', 'Locked', 'Sample', 'Stolen' or 'Supplied' via option buttons.



# EVA Change Password

The 'Change Password' screen can be used to change the password of any active user registered via the Administration Portal.

1. Enter the email address associated with the user account that requires a new password.
2. Enter the password that is to be changed.
3. Enter and confirm the new password.
4. Select the 'Confirm' button.

## Emergency Verification Application

Change Password

\* Email

\* Old Password

\* New Password

\* Confirm Password

Confirm



# NBS Release 4.1 – Permissions

## Pharmacy Permissions

**Equipment/Control:** Allows the actor to create, update and delete client equipment within their organisation

**Locations/Control:** Allows the actor to create, update and delete locations within their organisation

**OrganisationRoles/Control:** Allows the actor to create, update and delete roles within their organisation

**Packs/MarkAsDestroyed:** Allows the actor to mark a pack or packs as destroyed

**Packs/MarkAsSample:** Allows the actor to mark a pack or packs as sample

**Packs/MarkAsSupplied:** Allows the actor to mark a pack or packs as supplied

**Report/ContractedWholesalersStakeholderReport:** Allows the actor to create, read and delete Contracted Wholesalers Stakeholder Reports

**Report/PackStateChangesClientReport:** Allows the actor to create, read and delete Pack State Changes Client Reports

**Report/ProductCatalogueDataClientReport:** Allows the actor to create, read and delete Product Catalogue Data Client Reports

**Report/ReturnedPacksClientReport:** Allows the actor to create, read and delete Returned Packs Client Reports

**Report/TransactionLogClientReport:** Allows the actor to create, read and delete Transaction Log Client Reports

**Users/Control:** Allows the actor to create, update and delete users within their organisation

## Wholesaler Permissions

**Equipment/Control:** Allows the actor to create, update and delete client equipment within their organisation

**Locations/Control:** Allows the actor to create, update and delete locations within their organisation

**OrganisationRoles/Control:** Allows the actor to create, update and delete roles within their organisation

**Packs/MarkAsDestroyed:** Allows the actor to mark a pack or packs as destroyed

**Packs/MarkAsExported:** Allows the actor to mark a pack or packs as exported

**Packs/MarkAsFreeSample:** Allows the actor to mark a pack or packs as free sample

**Packs/MarkAsLocked:** Allows the actor to mark a pack or packs as locked

**Packs/MarkAsSample:** Allows the actor to mark a pack or packs as sample

**Packs/MarkAsStolen:** Allows the actor to mark a pack or packs as stolen

**Packs/MarkAsSupplied:** Allows the actor to mark a pack or packs as supplied

**Report/ContractedWholesalersStakeholderReport:** Allows the actor to create, read and delete Contracted Wholesalers Stakeholder Reports

**Report/PackStateChangesClientReport:** Allows the actor to create, read and delete Pack State Changes Client Reports

**Report/ProductCatalogueDataClientReport:** Allows the actor to create, read and delete Product Catalogue Data Client Reports

**Report/ReturnedPacksClientReport:** Allows the actor to create, read and delete Returned Packs Client Reports

**Report/TransactionLogClientReport:** Allows the actor to create, read and delete Transaction Log Client Reports

**Users/Control:** Allows the actor to create, update and delete users within their organisation